

**FINGERTEC**



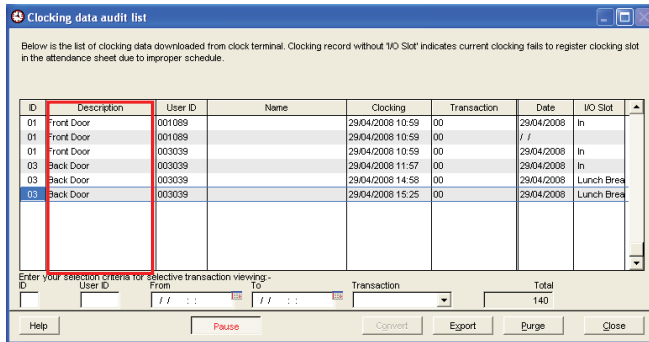
**FINGERTEC<sup>®</sup> RELEASED  
THE LATEST VERSION OF TCMS V2**

The latest version of TCMS V2 is released in May 2008 to provide users of better functions and improved quality of the FingerTec® time management software. The latest version of TCMS V2 (TCMS v2.1.2 Version F) contents are explained below:

**Function 1**

**Display of Reader Description in Terminal Audit List**

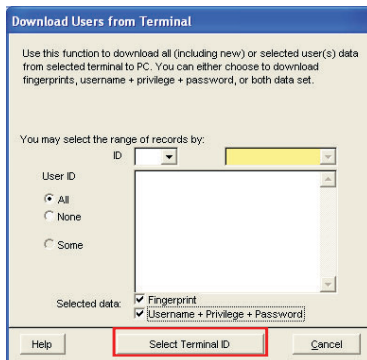
The new version of TCMS V2 allows administrator to view the description of every reader/terminal from the Terminal Audit List to check for user movements.



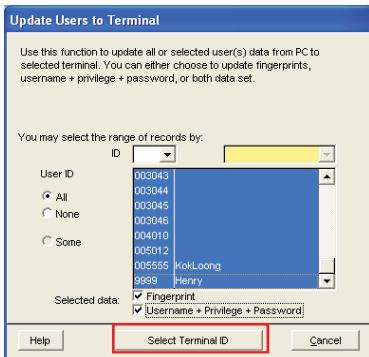
**Function 2**

**An option to upload/download/delete user fingerprints at multiple readers simultaneously**

Previous version of TCMS only allows upload/download/deletion of user at selective terminals to be done reader by reader. The latest version of TCMS V2 allows upload/download/deletion of users at select terminals to be done to many readers simultaneously.



Download of users from multiple terminals

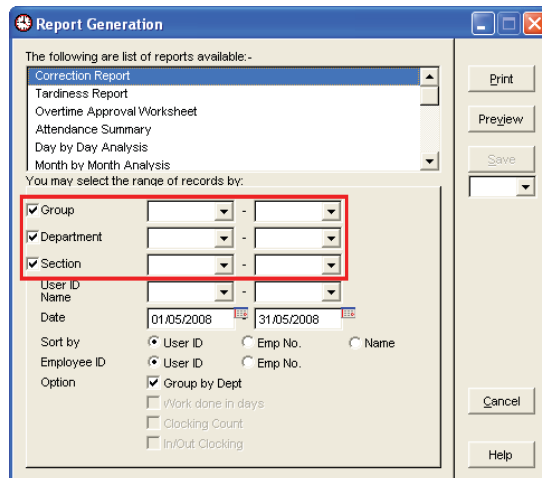


Upload of users to multiple terminals.

### Function 3

#### An option to print reports sorted by group, department and section

The latest version of TCMS V2 allows an option to print reports of users' attendance by group, department or section, whichever relevant to the company.



### Function 4

#### Improvement in speed of upload/download of user information or template

The latest version provides solution to relayed transfer when it implements "HighSpeedTransfer" logic that speeds up fingerprint upload process. With this logic, 1000 of fingerprints can be uploaded to one terminal in less than 3 minutes.

Function 5

Attendance column header can be overwritten using small utility CONFIG.INI

The latest version allows administrator to modify the headers of attendance sheet and reports to suit to your company’s requirements using our small utility of CONFIG.INI.

**Clocking Schedule**

Please select the desired clocking schedule code from weekly schedule of 0-9, or daily schedule of a-z, and then specify its clocking settings as indicated in the below. (Note: schedule 9 is for flexi-hour clocking)

Schedule

Clocking | Range | Settings | Description

Weekday	Day Type	In	Tea Break	Tea Resur	Lunch Bre	Lunch Res	Done
Sunday	RESTDAY						
Monday	WORKDAY	07:00	10:30	11:00	13:00	14:00	18:00
Tuesday	WORKDAY	07:00	10:30	11:00	13:00	14:00	18:00
Wednesday	WORKDAY	07:00	10:30	11:00	13:00	14:00	18:00
Thursday	WORKDAY	07:00	10:30	11:00	13:00	14:00	18:00
Friday	WORKDAY	07:00	10:30	11:00	13:00	14:00	18:00
Saturday	RESTDAY						

Do you want to use OT/None as scheduled work instead of overtime ?  Yes

Please specify the time interval if you want to have rates differential for overtime : - :

Help Close

For resellers to download TCMS v2.1.2 version F,  
 please go to <http://tips.fingertec.com>  
 For end-users please direct them to <http://user.fingertec.com>  
 Any inquiries, contact [info@fingertec.com](mailto:info@fingertec.com)